

WITHOUT PAN DETAILS

Format of holding of specified securities

- 1 Name of Listed Entity : SALEM ERODE INVESTMENTS LTD.
- 2 Scrip Code/Name of Scrip/Class of Security :
- 3 Share Holding Pattern Filed under: Reg. 31(1) (b) : Quarter Ended 30/09/2016
- 4 Declaration:

	Particulars	Yes	No
1	Whether the Listed Entity has issued any partly paid up shares		No
2	Whether the Listed Entity has issued any Convertible Securities or Warrants?		No
3	Whether the Listed Entity has any shares against which depository receipt are issued?		No
4	Whether the Listed Entity has any shares in locked-in?	Yes	-
5	Whether any shares held by promoters are pledge or otherwise encumbered?		No

- 5 The tabular format for disclosure of holding of specified securities is as follows:-



Table I - Summary Statement holding of specified securities

Category (I)	Category of shareholder (II)	Nos. of shareholders (III)	No. of fully paid up equity shares held (IV)	No. of party paid-up equity shares held (V)	No. of shares underlying Depository Receipt (VI)	Total nos. shares held (VII) = (IV)+(V)+(VI)	Shareholding as a % of total no. of shares (calculated as per SCRR, 1957) (VIII) As a % of (A+B+C2)	Number of Voting Rights held in each class of securities (IX)			Shareholding as a % assuming full conversion of convertible securities (as a percentage of diluted share capital) (XI)=(VII)+(X) as a % of (A+B+C)	Number of Locked in shares (XII)		Number of Shares pledged or otherwise encumbered (XIII)		Number of equity shares held in dematerialized form (XIV)
								Class eg: x	Class eg: y	Total		No. (a)	As a % of total Shares held (b)	No. (a)	As a % of total Shares held (b)	
(A)	Promoter & Promoter Group	3	8515240	0	0	8515240	74.268	8515240	0	8515240	74.268	0	0	0.000	8515240	
(B)	Public	521	2950280	0	0	2950280	25.732	2950280	0	2950280	25.732	0	0	0.000	848426	
(C)	Non Promoter - Non Public															
(C1)	Shares underlying DRs															
(C2)	Shares held by Employee Trusts															
	TOTAL	524	11465520	0	0	11465520	100.000	11465520	0	11465520	100.000	0	0	0.000	9363666	




Table II - Statement showing shareholding pattern of the Promoter and Promoter Group

(i) Category & Name of shareholders	(ii) PAN	(iii) Nos. of shareholders	(iv) No. of fully paid-up equity shares held	(v) No. of partly paid-up equity shares held	(vi) Nos. of shares underlying Depository Receipt	(vii) Total nos. shares held (VII) = (IV)+(V)+(VI)	(viii) Shareholding % calculated as per SCRR, 1957 As a % of (A+B+C2) (VIII)	(ix) Number of Voting Rights held in each class of securities			(x) No. of Shares Outstanding convertible securities (including Warrants)	(xi) Shareholding as a % assuming full conversion of convertible securities (as a percentage of diluted share capital) (VII)-(IX) as a % of (A)	(xii) Number of Locked in Shares		(xiii) Number of Shares pledged or otherwise encumbered		(xiv) Number of equity shares held in dematerialized form (XIV)	
								(x) No. of Voting Rights					(xi) As a % of total Shares held (b)	(xii) No. (a)	(xiii) As a % of total Shares held (b)	(xiv) No. (a)		(xv) As a % of total Shares held (b)
								(x) Class	(xi) Class	(xii) Class								
(1) Indian		0	0	0	0	0	0.000	0	0	0	0.000	0	0	0	0.000	0	0	
(a) Individuals/Hindu undivided Family		2	6418120	0	0	6418120	55.978	0	0	0	0.000	0	0	0	0.000	0	6418120	
(b) KUSUM KANORIA		0	3827120	0	0	3827120	33.379	0	0	0	0.000	0	0	0	0.000	0	3827120	
(c) PADMA KANORIA		0	2591000	0	0	2591000	22.598	0	0	0	0.000	0	0	0	0.000	0	2591000	
(d) Central Government/State Government(s)		0	0	0	0	0	0.000	0	0	0	0.000	0	0	0	0.000	0	0	
(e) Financial Institutions/Banks		0	0	0	0	0	0.000	0	0	0	0.000	0	0	0	0.000	0	0	
(f) Any Other		0	0	0	0	0	0.000	0	0	0	0.000	0	0	0	0.000	0	0	
(g) Bodies Corporate		1	2097120	0	0	2097120	18.291	0	0	0	0.000	0	0	0	0.000	0	2097120	
(h) TARA INVESTMENTS LTD.		0	2097120	0	0	2097120	18.291	0	0	0	0.000	0	0	0	0.000	0	2097120	
(i) Trusts		0	0	0	0	0	0.000	0	0	0	0.000	0	0	0	0.000	0	0	
(j) Clearing Members		0	0	0	0	0	0.000	0	0	0	0.000	0	0	0	0.000	0	0	
(k) Sub-Total (A)(1)		3	8515240	0	0	8515240	74.268	0	0	0	0.000	0	0	0	0.000	0	8515240	
(2) Foreign		0	0	0	0	0	0.000	0	0	0	0.000	0	0	0	0.000	0	0	
(a) Individuals (Non-Resident Individuals/Foreign Individuals)		0	0	0	0	0	0.000	0	0	0	0.000	0	0	0	0.000	0	0	
(b) Government		0	0	0	0	0	0.000	0	0	0	0.000	0	0	0	0.000	0	0	
(c) Institutions		0	0	0	0	0	0.000	0	0	0	0.000	0	0	0	0.000	0	0	
(d) Foreign Portfolio Investor		0	0	0	0	0	0.000	0	0	0	0.000	0	0	0	0.000	0	0	
(e) Any Other		0	0	0	0	0	0.000	0	0	0	0.000	0	0	0	0.000	0	0	
(f) OCBs		0	0	0	0	0	0.000	0	0	0	0.000	0	0	0	0.000	0	0	
(g) Sub-Total (A)(2)		0	0	0	0	0	0.000	0	0	0	0.000	0	0	0	0.000	0	0	
Total Shareholding of Promoter and Promoter Group (A)=(A)(1)+(A)(2)		3	8515240	0	0	8515240	74.268	0	0	0	0.000	0	0	0	0.000	0	8515240	




Table III - Statement showing shareholding pattern of the Public shareholder

Category & Name of shareholders (i)	PAN (ii)	Nos of shareholder (iii)	No of fully paid-up shares held (iv)	No of partly paid-up equity shares held (v)	Nos of shares underlying Depository Receipt (vi)	Total nos. of shares held (vii) = (iv)+(v)+(vi)	Shareholding % calculated as per SCRR, 1957 As a % of (A+B+C2) (viii)	Number of Voting Rights held in each class of securities (ix)			No. of Shares Underlying convertible securities (including Warrants) (X)	Shareholding as a % assuming full conversion of convertible securities (as a percentage of diluted share capital) (XI) = (X) / ((A+B+C) + (X))	Number of Locked in shares (XII)		Number of Shares pledged or otherwise encumbered (xiii)	Number of equity shares held in dematerialized form (xiv)		
								No. of Voting Rights		Total % of Voting Rights			No. (a)	As a % of total Shares held (b)			No. (a)	As a % of total Shares held (b)
								Class x	Class y									
(1) Ir situations		0	0	0	0	0	0.000	0	0	0	0.000	0	0.000	0	0			
(a) Mutual Funds		0	0	0	0	0	0.000	0	0	0	0.000	0	0.000	0	0			
(b) Venture Capital Funds		0	0	0	0	0	0.000	0	0	0	0.000	0	0.000	0	0			
(c) Alternate Investment Funds		0	0	0	0	0	0.000	0	0	0	0.000	0	0.000	0	0			
(d) Foreign Venture Capital Investors		0	0	0	0	0	0.000	0	0	0	0.000	0	0.000	0	0			
(e) Foreign Portfolio Investors		0	0	0	0	0	0.000	0	0	0	0.000	0	0.000	0	0			
(f) Financial Institutions/Banks		2	84000	0	0	84000	7.733	84000	0	84000	7.733	0	0.000	0	0			
(g) Insurance Companies		0	0	0	0	0	0.000	0	0	0	0.000	0	0.000	0	0			
(h) Provident Funds/Pension Funds		0	0	0	0	0	0.000	0	0	0	0.000	0	0.000	0	0			
(i) Any Other Foreign Institutional Investors		0	0	0	0	0	0.000	0	0	0	0.000	0	0.000	0	0			
GFI - Corporate		0	0	0	0	0	0.000	0	0	0	0.000	0	0.000	0	0			
Sub-Total (B)(1)		2	84000	0	0	84000	7.733	84000	0	84000	7.733	0	0.000	0	0			
Central Government/State Government(s)/President of India		0	0	0	0	0	0.000	0	0	0	0.000	0	0.000	0	0			
Sub-Total (B)(2)		0	0	0	0	0	0.000	0	0	0	0.000	0	0.000	0	0			
(3) Non-Institutions		0	0	0	0	0	0.000	0	0	0	0.000	0	0.000	0	0			
(a) Individuals		0	0	0	0	0	0.000	0	0	0	0.000	0	0.000	0	0			
(i) Individual shareholders holding nominal share capital up to Rs.2 Lakhs		512	2228540	0	0	2228540	19.437	2228540	0	2228540	19.437	0	0.000	0	301086			
(ii) Individual shareholders holding nominal share capital in excess of Rs.2 Lakhs		1	467340	0	0	467340	4.076	467340	0	467340	4.076	0	0.000	0	467340			
ABHEY HAMIRBASIA NBFCs registered with RBI		0	467340	0	0	467340	4.076	467340	0	467340	4.076	0	0.000	0	467340			
(c) Employee Trusts Overseas Depositors (holding DIRs)/balancing figure)		0	0	0	0	0	0.000	0	0	0	0.000	0	0.000	0	0			
(e) Any Other Bodies Corporate		6	170400	0	0	170400	1.486	170400	0	170400	1.486	0	0.000	0	0			
GFI - Individual NRI / OCBS		0	0	0	0	0	0.000	0	0	0	0.000	0	0.000	0	0			
Trusts		0	0	0	0	0	0.000	0	0	0	0.000	0	0.000	0	0			
Cleaning Members		0	0	0	0	0	0.000	0	0	0	0.000	0	0.000	0	0			
Sub-Total (B)(3)		519	2866280	0	0	2866280	24.999	2866280	0	2866280	24.999	0	0.000	0	0			
Total Public Shareholding (B)=(1)+(B)(2)+(B)(3)		521	2950280	0	0	2950280	25.732	2950280	0	2950280	25.732	0	0.000	0	848926			




Table IV - Statement showing shareholding pattern of the Non Promoter - Non Public shareholder

Category & Name of shareholders (1)	PAN (II)	Nos. of shareholders (III)	No. of fully paid-up equity shares held (IV)	No. of partly paid-up equity shares held (V)	Nos. of shares underlying Depository Receipt (VI)	Total nos. shares held (VII) = (IV)+(V)+(VI)	Shareholding % calculated as per SCRR, 1957 As a % of (A+B+C2) (VIII)	Number of Voting Rights held in each class of securities (IX)			No. of Shares Underlying Outstanding convertible securities (including Warrants) (X)	Shareholding as a % assuming full conversion of convertible securities (as a percentage of diluted share capital) (XI) = (VII)+(X) as a % of (A+B+C)	Number of Locked in shares (XII)		Number of Shares pledged or otherwise encumbered (XIII)		Number of equity shares held in dematerialized form (XIV)	
								No. of Voting Rights					As a % of total Shares held (b)	No. (a)	As a % of total Shares held (b)	No. (a)		As a % of total Shares held (b)
								Class x	Class y	Total								
(1) Custodian, DR Holder																		
(2) Employee Benefit Trust (under SEBI (share based Employee Benefit) Regulations, 2014)																		
Total Non-Promoter - Non-Public Shareholding (C)=(C1)+(C2)																		

